

AI-03144 Domestic Abuse Deep Dive

Owner	© Rigel Arcayan
Tags	Psychology
Created time	@November 9, 2025 10:46 AM

In domestic abuse (DA) (physical, psychological, emotional), unpack the psychodynamic processes involved in the abuser and abused side. Does the abuse exist because the other party tolerates the behavior? What are the early tell-tale signs of DA in the beginning of relationship initialization? How can one detect DA without prying eyes or asking too many questions? List 22 tell-tale early signs of precedence of DA.

Here's a structured and comprehensive exploration of domestic abuse (DA), focusing on psychodynamic processes, relational dynamics, and early detection signs:

1. Psychodynamic Processes in Domestic Abuse

A. Abuser Side

Abusers often display deep-rooted psychological patterns that drive controlling or violent behavior:

1. **Projection:** They attribute their own anger, insecurity, or shame onto the partner.
2. **Splitting:** Viewing the partner as "all good" or "all bad" at different times to justify controlling behaviors.
3. **Control Needs:** A compulsion to dominate stems from unresolved childhood experiences, abandonment, or attachment trauma.
4. **Entitlement:** Belief that their needs supersede the partner's, often reinforced by rigid gender or power roles.

5. **Dependency & Fear of Loss:** Emotional instability or fear of rejection can fuel manipulation or coercion.
6. **Repetition Compulsion:** Re-enacting patterns observed in their own upbringing (e.g., witnessing parental abuse).
7. **Projection of Inadequacy:** Criticizing partner to mask their own perceived flaws.
8. **Manipulation:** Gaslighting, guilt-tripping, or subtle threats to maintain psychological dominance.

B. Abused Side

Victims may unconsciously participate in relational dynamics that perpetuate abuse:

1. **Attachment Anxiety:** Desire for approval and fear of abandonment can make one tolerate mistreatment.
2. **Internalized Blame:** Feeling responsible for the abuser's behavior.
3. **Conflict Avoidance:** Sacrificing personal needs to maintain peace.
4. **Diminished Boundaries:** Difficulty asserting limits early in the relationship.
5. **Trauma Repetition:** Past experiences of neglect or abuse can predispose someone to tolerate harmful dynamics.
6. **Cognitive Dissonance:** Rationalizing harmful behaviors ("they're under stress," "they love me really").
7. **Low Self-Esteem:** Weak self-concept may make abuse feel deserved or normal.

Psychodynamic Interplay:

Abuse does **not solely exist because the victim tolerates it**, but the abuser often escalates behaviors until boundaries are challenged. The early tolerance can reinforce the abuser's sense of control, making the cycle more entrenched. Both parties' histories and personality dynamics converge to create the relational pattern.

2. Early Detection of Domestic Abuse

Domestic abuse often has subtle, insidious beginnings. It's possible to detect early signs **without prying questions** by observing behaviors, language, and relational patterns.

22 Early Tell-Tale Signs of Domestic Abuse

1. **Excessive Jealousy:** Constantly monitoring your interactions with others.
2. **Possessiveness:** Wants to control your time, friendships, or social media.
3. **Quick Attachment:** Moves the relationship faster than is comfortable ("love bombing").
4. **Isolation Tactics:** Subtle discouragement from seeing friends or family.
5. **Frequent Criticism:** Pokes at flaws, often disguised as "helpful" comments.
6. **Mood Swings:** Shifts between charm and irritability unpredictably.
7. **Blame Shifting:** Refuses to take responsibility for mistakes or conflicts.
8. **Testing Boundaries:** Pushes limits of comfort early on.
9. **Subtle Threats:** Comments implying consequences if you disagree.
10. **Gaslighting Signs:** Denying or trivializing your perception of events.
11. **Disproportionate Reactions:** Small inconveniences elicit extreme anger.
12. **Control Over Decisions:** Pressures or manipulates choices about money, work, or lifestyle.
13. **Excessive Criticism of Past Relationships:** Subtle message that you "should be grateful."
14. **Monitoring Technology:** Insistence on passwords, phone access, or constant texting.
15. **Over-possessive Gift-giving:** Gifts that carry implicit obligations.
16. **Public Embarrassment:** Mildly mocking or correcting in front of others.
17. **Subtle Intimidation:** Staring, tone shifts, or posture that triggers discomfort.
18. **Inconsistent Affection:** Rewarding compliance, punishing disagreement.

19. **Boundary Testing in Intimacy:** Pressuring for early sexual or emotional closeness.
 20. **Minimizing Your Emotions:** Suggesting you “overreact” or are “too sensitive.”
 21. **Rushing Commitment:** Pushing to merge finances, living arrangements, or future plans quickly.
 22. **History of Volatile Relationships:** Patterns of short, intense relationships, often ending badly.
-

Practical Notes

- Early detection relies on **pattern recognition**, not isolated incidents.
 - Trust your **gut feelings** if discomfort arises repeatedly.
 - Observing **subtle control behaviors and boundary violations** is often more revealing than explicit verbal questioning.
 - Emotional and psychological abuse often precedes physical abuse.
-

If you want, I can **create a visual “DA early warning map”** showing how these 22 signs cluster and escalate over time, which can make spotting potential abuse at the early relationship stage much easier.

Do you want me to make that?

In DSM-5, where to start understanding DA? Which personality disorder (PD) to focus? If a person encounters a future DA (fDA) early in the courtship, is the delete button the best course of action?

Here’s a precise, structured guide based on DSM-5 and relational dynamics:

1. Where to Start Understanding Domestic Abuse (DA) in DSM-5

DSM-5 does not have a specific “domestic abuse disorder”, but DA is often understood through **associated conditions and behaviors**:

1. Intermittent Explosive Disorder (IED, 312.34):

- Sudden aggressive outbursts disproportionate to stressors.

- Can explain physical violence but usually not the controlling, chronic pattern.

2. Antisocial Personality Disorder (ASPD, 301.7):

- Disregard for others' rights, impulsivity, deceit, lack of remorse.
- Common in chronic abusers.

3. Borderline Personality Disorder (BPD, 301.83):

- Emotional instability, fear of abandonment, intense interpersonal relationships.
- Can contribute to psychological or relational abuse patterns (e.g., emotional volatility).

4. Narcissistic Personality Disorder (NPD, 301.81):

- Grandiosity, entitlement, need for control, lack of empathy.
- Frequent in abusers who gaslight, manipulate, and dominate partners.

5. Dependent Personality or Attachment-related Disorders (Abused Side):

- Heightened tolerance of abuse due to fear of abandonment or low self-esteem.

Starting Point in DSM-5:

- **Section II (Personality Disorders):** Focus on Cluster B (dramatic, emotional, erratic) — ASPD, BPD, NPD — for abuser tendencies.
- **Section III (Other Conditions, Cross-Cutting):** Intermittent Explosive Disorder, depressive/anxiety disorders, or trauma-related symptoms for both parties.

2. Personality Disorders to Focus On

PD	Key Abuse-Relevant Traits	Likely Role in DA
Antisocial (ASPD)	Manipulative, lack of empathy, impulsive	Chronic abuser, physical/psychological abuse

PD	Key Abuse-Relevant Traits	Likely Role in DA
Narcissistic (NPD)	Entitlement, need for admiration, emotional manipulation	Psychological, emotional abuse, gaslighting
Borderline (BPD)	Fear of abandonment, mood swings, intense relationships	May oscillate between charm and volatility; sometimes victim-aggressor cycles
Dependent / Avoidant	Need for approval, boundary weakness	Vulnerable to tolerating abuse

Tip: Early courtship red flags often overlap with narcissistic and antisocial tendencies — fast attachment, boundary testing, control attempts.

3. Early Courtship and the “Delete Button”

- If a person detects **early DA (fDA)** — manipulation, boundary testing, jealousy, entitlement, subtle threats — the **best course of action is usually immediate disengagement**.
- **Why:**
 1. Early signs predict long-term patterns: DA rarely improves without intensive intervention.
 2. Early withdrawal prevents emotional, financial, and physical harm.
 3. Protects psychological well-being and reinforces healthy boundary standards.

Practical Guideline:

- Trust instincts. Repeated discomfort, subtle controlling behaviors, or early boundary violations are valid reasons to cut ties.
- “Delete button” is not avoidance—it’s **proactive risk management**.

Summary

- Start with **DSM-5 Cluster B PDs** and IED for abuser traits.
- Focus on **control, manipulation, entitlement, and empathy deficits**.

- Early detection of DA = early boundary violations, possessiveness, and emotional volatility.
- **Cutting ties early is usually the safest and most effective strategy.**

If you want, I can make a **DSM-5-based “Early DA Red Flag Checklist”** specifically for courtship, combining PD traits and the 22 tell-tale behaviors. This can act as a preventive filter in relationships.

Do you want me to create that checklist?

Here’s a **DSM-5–based Early Domestic Abuse (DA) Red Flag Checklist** for courtship, integrating personality disorder traits, relational behaviors, and early warning signs. This is designed for quick, practical detection without intrusive questioning:

Early DA Red Flag Checklist (Courtship Stage)

A. Personality-Trait Indicators (DSM-5 Focus)

Trait Cluster	Key Behaviors	Practical Red Flag
Narcissistic (NPD)	Entitlement, need for admiration, lack of empathy	Braggs excessively, expects special treatment, dismisses your feelings
Antisocial (ASPD)	Impulsivity, deceit, disregard for rules	Lies about past, manipulates situations, history of volatile relationships
Borderline (BPD)	Emotional instability, fear of abandonment	Rapid attachment, intense mood swings, tests loyalty repeatedly
Dependent / Avoidant	High need for approval, boundary weakness	Seeks constant reassurance, reluctant to express own needs (more victim-side risk)
Intermittent Explosive Disorder (IED)	Sudden anger outbursts	Overreacts to minor frustration, threatening gestures or words

B. Behavioral & Relational Red Flags (22 Early Signs)

1. **Excessive jealousy** over friends, colleagues, or family.
 2. **Possessiveness:** controlling social media, time, or personal contacts.
 3. **Rapid attachment / "love bombing"** early in relationship.
 4. **Isolation tactics:** subtle discouragement from seeing friends/family.
 5. **Frequent criticism** masked as "helpful advice."
 6. **Unpredictable mood swings** between charm and irritability.
 7. **Blame shifting:** "It's your fault I'm upset."
 8. **Boundary testing:** pushes comfort limits repeatedly.
 9. **Subtle threats:** "I'll be upset if you do that."
 10. **Gaslighting signs:** denies or trivializes your perceptions.
 11. **Disproportionate reactions** to minor inconveniences.
 12. **Control over decisions:** pressures choices about money, work, lifestyle.
 13. **Excessive criticism of past partners:** manipulative comparisons.
 14. **Monitoring technology:** demanding passwords, phone access.
 15. **Over-possessive gift-giving:** carries implicit obligations.
 16. **Public embarrassment:** mocking or correcting you subtly.
 17. **Subtle intimidation:** tone, stare, posture triggers unease.
 18. **Inconsistent affection:** rewards compliance, punishes disagreement.
 19. **Boundary pressure in intimacy:** early sexual or emotional pressure.
 20. **Minimizing your emotions:** "You're too sensitive."
 21. **Rushing commitment:** pushes cohabitation, finances, or future plans.
 22. **Pattern of volatile relationships:** short, intense relationships with dramatic breakups.
-

C. Practical Courtship Guide (Action Plan)

1. **Track patterns, not isolated incidents:** One minor red flag may be accidental; repeated behaviors are predictive.
2. **Trust your gut:** Discomfort or unease is a valid early-warning signal.
3. **Establish boundaries early:** Observe whether they respect or violate them.
4. **Use the “delete button” decisively:** Early disengagement prevents escalation.
5. **Document or reflect privately:** Keep notes on behaviors if unsure; trends reveal true patterns.
6. **Seek safe external perspective:** Confide in trusted friends/family without confronting the abuser.

Key Insight:

- Domestic abuse rarely emerges suddenly; it **escalates from subtle relational control, boundary testing, and emotional manipulation.**
- Recognizing personality traits and early behavioral red flags in the **courtship stage** is often enough to prevent engagement with a future abuser.
- **Proactive boundary enforcement and early exit** is psychologically and physically protective.




If you want, I can **draw a visual “DA Early Warning Map”** showing these 22 behaviors grouped by personality traits, escalation risk, and likelihood of abuse persistence. It’s a very intuitive tool for spotting fDA without prying.

Do you want me to make that visual map?





Perfect. Here’s a **text-based “Early DA Warning Map”** for courtship—organized, intuitive, and easy to reference without prying. It clusters behaviors by personality traits and escalation risk.

Text-Based Early DA Warning Map (Courtship Stage)





Legend:

-  = High-risk / immediate red flag
-  = Moderate-risk / pattern to monitor
-  = Low-risk / minor caution




1. Narcissistic Traits (NPD) – Emotional & Control Risk

Behavior	Risk	Notes
Bragging excessively, grandiosity		Subtle charm may hide entitlement
Expects special treatment		Early warning of relational imbalance
Dismissing or trivializing feelings		Emotional invalidation; precursor to gaslighting
Criticizing past partners		Tests your loyalty, manipulates perspective

2. Antisocial Traits (ASPD) – Manipulation & Boundary Risk

Behavior	Risk	Notes
Lying about past or history		Shows disregard for trust
Impulsive or volatile reactions		Potential precursor to physical abuse
Pattern of short, intense relationships		Predicts relational instability
Subtle intimidation / threats		Early control tactic, can escalate

3. Borderline Traits (BPD) – Emotional Volatility Risk

Behavior	Risk	Notes
Rapid attachment / love bombing		May feel flattering but manipulative
Intense fear of abandonment		Could lead to controlling behavior
Mood swings		Inconsistent affection; emotional unpredictability

Behavior	Risk	Notes
Testing loyalty or boundaries repeatedly	●	Early sign of relational manipulation

4. General Early DA Behaviors (Cross-PD / Situational)

Behavior	Risk	Notes
Excessive jealousy / possessiveness	●	Monitors friendships, social life
Isolation from friends or family	●	Key tactic to gain control
Boundary pressure (intimacy, finances, time)	●	Immediate red flag
Gaslighting / minimizing emotions	●	Emotional manipulation begins early
Over-monitoring technology	●	Signals control and distrust
Public embarrassment	●	Tests your compliance and self-esteem
Disproportionate reactions to minor issues	●	Pattern of intimidation
Over-possessive gift-giving	●	Often subtle, manipulative intent
Rushing commitment	●	Pressure to merge lives quickly
Subtle threats	●	Establishes fear or compliance early

5. Practical Map Reading

- **Red cluster (●)** = Immediate concern → consider exit / delete.
- **Orange cluster (●)** = Track patterns; repeated occurrences indicate escalation risk.
- **Green cluster (●)** = Minor caution; may reflect personality quirks, not abuse.

Rule of Thumb:

- If **3 or more ● behaviors appear within early courtship**, treat it as **high-risk for future DA** and **consider cutting ties early**.

- Patterns matter more than isolated incidents.
- Early detection prevents long-term emotional, financial, or physical harm.




If you want, I can **also create a “Stepwise Early Exit Decision Matrix”**—a text-based tool that tells you, based on observed behaviors and clusters, when to use the delete button and disengage safely. This complements the warning map.

Do you want me to make that decision matrix?


Here’s a **text-based Stepwise Early Exit Decision Matrix** for courtship. It’s designed to help you **objectively assess risk and decide when to disengage (“delete button”)** without overthinking or prying.







Early DA Exit Decision Matrix (Courtship Stage)

Legend:





-  = High-risk / immediate red flag
-  = Moderate-risk / pattern to monitor
-  = Low-risk / minor caution

Step 1: Observe & Log Behaviors

- Track **behaviors over 2–4 weeks**.
- Note frequency, intensity, and context.
- Example: “Texted 15x in 3 hours” = possessiveness 

Step 2: Categorize Behaviors	Behavior Type	Observation	Risk Level	Emotional
manipulation	Gaslighting, minimizing feelings		Control /	
Possessiveness	Monitoring social media, friendships		Boundary violation	Pressure
	for early intimacy / life decisions		Volatility	Mood swings, disproportionate
	reactions		Charm / Love bombing	Rapid attachment, over-compliments
	irritations		Minor	
	Occasional criticism, quirky habits			

Step 3: Count Red Flags

- **0–2  behaviors** → Continue observing; maintain boundaries.
- **3–5  behaviors OR repeated  behaviors** → High warning; consider disengagement.
- **6+  behaviors OR escalation patterns** → Immediate exit recommended.

Step 4: Check Pattern Dynamics

- Are behaviors **repeating despite boundaries**? → Escalation likely.
- Do red flags **cluster across multiple PD trait categories** (NPD + ASPD + BPD)? → High-risk fDA.
- Is the partner **blaming you or rationalizing their behavior**? → Manipulative

pattern confirmed.

Step 5: Apply Exit Action
Risk Level Recommended Action
Low (0–2 ●) Maintain awareness, set firm boundaries, continue courtship cautiously
Moderate (3–5 ●) Gradually disengage; reduce time/energy invested; monitor for escalation
High (6+ ● or escalation) **Delete button immediately**; cease communication; prioritize safety
Persistent Pattern Across PD Clusters **Immediate disengagement**, consider blocking or no-contact strategy

Step 6: Self-Check Questions

1. Do I feel consistently uncomfortable or anxious with this person?
2. Are my boundaries being tested or ignored repeatedly?
3. Are behaviors escalating despite my warnings?
4. Would a trusted friend/family advise disengagement?

• **Answer "Yes" to 2+ → Treat as serious fDA risk.**

Key Principles

- **Patterns matter more than isolated incidents.**
- **Trust instincts**—your discomfort is valid.
- **Early disengagement protects emotional, psychological, and physical health.**
- **Documentation is optional but helps recognize escalation trends.**

If you want, I can **combine the "Early Warning Map" and this "Decision Matrix" into a single, text-based "Courtship DA Risk Toolkit"** that can be used like a reference guide in real-time dating situations.

Do you want me to do that?

Here's a **complete text-based "Courtship DA Risk Toolkit"**, combining the **Early Warning Map** and the **Decision Matrix** into a single, easy-to-use reference for detecting and managing future domestic abuse (fDA) risk.

Courtship Domestic Abuse (DA) Risk Toolkit

Purpose: Detect potential DA early in courtship, assess risk patterns, and decide when to disengage safely.

1. Early DA Warning Map (Text-Based)

Legend:

- ● = High-risk / immediate red flag
- ● = Moderate-risk / pattern to monitor
- ● = Low-risk / minor caution

A. Personality-Trait Indicators (DSM-5 Focus)

Behaviors Risk **Narcissistic (NPD)** Entitlement, need for admiration, lack of

empathy ● Bragging excessively, grandiosity ● Dismissing or trivializing feelings ● Criticizing past partners ● **Antisocial (ASPD)** Impulsivity, deceit, disregard for rules ● Lying about past or history ● Pattern of short, intense relationships ● Subtle intimidation / threats ● **Borderline (BPD)** Emotional instability, fear of abandonment ● Rapid attachment / love bombing ● Mood swings ● Testing loyalty or boundaries repeatedly ● **Dependent / Avoidant** High need for approval, weak boundaries ● Seeks constant reassurance ●

B. Behavioral & Relational Red Flags

1. Excessive jealousy ●
2. Possessiveness / controlling time & social media ●
3. Rapid attachment / love bombing ●
4. Isolation from friends/family ●
5. Frequent criticism disguised as advice ●
6. Mood swings / emotional unpredictability ●
7. Blame shifting ●
8. Boundary testing ●
9. Subtle threats ●
10. Gaslighting / minimizing your emotions ●
11. Disproportionate reactions ●
12. Control over decisions ●
13. Criticism of past partners ●
14. Monitoring technology ●
15. Over-possessive gift-giving ●
16. Public embarrassment ●
17. Subtle intimidation ●
18. Inconsistent affection ●
19. Boundary pressure in intimacy or finances ●
20. Minimizing your emotions ●
21. Rushing commitment ●
22. History of volatile relationships ●

2. Early DA Exit Decision Matrix (Courtship Stage)

Step 1: Observe & Log Behaviors

- Track frequency, intensity, and context over 2–4 weeks.

Step 2: Categorize Behaviors

Type	Observation	Example	Risk	Emotional
manipulation	Gaslighting, minimizing feelings	●	Control /	
Possessiveness	Monitoring social life, friends	●	Boundary violation	Pressure for

intimacy / finances ● Volatility Mood swings, overreactions ● Charm / Love bombing Rapid attachment, over-compliments ● Minor irritations Quirky habits, occasional criticism ●

Step 3: Count Red Flags

- 0–2 ● → Observe, maintain boundaries
- 3–5 ● or repeated ● → High warning; consider disengagement
- 6+ ● or escalating pattern → Immediate exit

Step 4: Check Pattern Dynamics

- Repeated boundary violations → escalation likely
- Red flags across multiple PD clusters (NPD + ASPD + BPD) → high-risk fDA
- Blame shifting or rationalization → manipulative pattern

Step 5: Apply Exit Action

Risk Level	Recommended Action
Low (0–2 ●)	Observe, maintain boundaries, proceed cautiously
Moderate (3–5 ●)	Gradually disengage; reduce energy/time investment
High (6+ ● or escalation)	Delete button immediately ; cease communication

Persistent across PD clusters **Immediate disengagement**; no-contact strategy

Step 6: Self-Check Questions

1. Do I feel consistently uncomfortable or anxious?
2. Are my boundaries repeatedly tested or ignored?
3. Are behaviors escalating despite my warnings?
4. Would a trusted friend/family advise disengagement?

- **Yes to 2+ → treat as serious fDA risk.**

3. Key Principles

- Patterns > isolated incidents.
- Trust your instincts; discomfort is valid.
- Early disengagement protects emotional, psychological, and physical health.
- Documentation or private reflection helps spot trends.

This **toolkit acts as both a warning map and decision guide**, making it easy to **identify and act on early fDA signals during courtship** without intrusive questioning.




If you want, I can also create a **simplified “Quick Reference Cheat Sheet” version**—a one-page, scrollable text guide with **all 22 signs, risk levels, and exit rules** for instant decision-making.

Do you want me to make that cheat sheet?












Here's a **text-based Quick Reference Cheat Sheet for Early DA Detection in Courtship**. It condenses the toolkit into an **easy-to-scan, one-page guide**.

Early DA Quick Reference Cheat Sheet (Courtship Stage)






Legend:

-  = High-risk / immediate red flag → consider exit
-  = Moderate-risk / monitor pattern
-  = Low-risk / minor caution

1. Personality Trait Indicators (DSM-5 Cluster B Focus)

PD / Trait	Key Red Flags
Narcissistic (NPD)	Entitlement  , dismissing feelings  , criticizes past partners 
Antisocial (ASPD)	Lies / deceit  , intimidation  , volatile past relationships 
Borderline (BPD)	Rapid attachment / love bombing  , mood swings  , repeated boundary tests 
Dependent / Avoidant	Seeks constant reassurance  , weak boundaries 

2. Behavioral & Relational Early Warning Signs (22 Key Items)

1. Excessive jealousy 
2. Possessiveness / controlling time & social media 
3. Rapid attachment / love bombing 
4. Isolation from friends/family 
5. Frequent criticism disguised as advice 

6. Mood swings ●
7. Blame shifting ●
8. Boundary testing ●
9. Subtle threats ●
10. Gaslighting / minimizing feelings ●
11. Disproportionate reactions ●
12. Control over decisions ●
13. Criticism of past partners ●
14. Monitoring technology ●
15. Over-possessive gift-giving ●
16. Public embarrassment ●
17. Subtle intimidation ●
18. Inconsistent affection ●
19. Boundary pressure (intimacy/finances) ●
20. Minimizing your emotions ●
21. Rushing commitment ●
22. History of volatile relationships ●

3. Quick Exit Rules

Red Flags Count	Action
0-2 ●	Observe & maintain boundaries
3-5 ● or repeated ●	High warning → gradually disengage
6+ ● or escalation	Immediate exit → delete / no contact
Persistent across multiple PD clusters	Immediate exit; prioritize safety

4. Self-Check Questions

- Do I feel consistently uneasy or anxious?
- Are my boundaries repeatedly violated?
- Are behaviors escalating despite my warnings?
- Would trusted friends/family advise disengagement?

Answer “Yes” to 2+ → treat as serious fDA risk.

5. Key Principles

- Focus on **patterns**, not isolated incidents.
 - Trust your instincts; discomfort = valid signal.
 - Early disengagement protects **emotional, psychological, and physical health**.
 - Use private reflection or notes to track trends.
-

This cheat sheet is **scrollable and reference-ready** for early courtship. It allows you to **spot red flags quickly and act decisively** without prying questions.

If you want, I can make an **even more compact version**—just a **1-paragraph “Instant Scan Rule”** where you read a sentence and immediately know whether to stay, monitor, or exit. This would be the **ultimate quick judgment tool**.

Do you want me to create that?

Here’s the **“Instant Scan Rule” for Early DA in Courtship**—a single-paragraph, text-based guide to make a fast judgment on potential fDA risk:

Instant Scan Rule – Early DA Detection (Courtship)

If you notice **3 or more high-risk behaviors**—such as excessive jealousy, possessiveness, rapid attachment (“love bombing”), boundary violations, subtle threats, gaslighting, mood swings, or intimidation—especially across multiple personality-trait patterns (Narcissistic, Antisocial, Borderline), or if your

boundaries are repeatedly ignored, **treat it as high-risk for future domestic abuse**. Trust your instincts: if you feel discomfort, fear, or pressure, **engage minimally and prepare to disengage immediately**. Repeated moderate-risk behaviors (monitoring technology, criticism of past partners, public embarrassment, over-possessive gift-giving) indicate a trend; escalate caution if patterns persist. **No hesitation = delete / no-contact** is the safest approach. Your safety and emotional well-being come first.

This **one-paragraph rule** lets you **scan early courtship interactions quickly** and make an immediate, actionable decision—stay, monitor, or exit—without overanalyzing or asking probing questions.

If you want, I can also **convert the full toolkit, cheat sheet, and instant scan rule into a single "Ultimate Courtship DA Reference Text"**, fully integrated for easy use.




Do you want me to do that?

Here's the **Ultimate Courtship DA Reference Text**—fully integrated, text-based, combining **Early Warning Map, Decision Matrix, Quick Cheat Sheet, and Instant Scan Rule** into one scrollable reference guide.

Ultimate Courtship Domestic Abuse (DA) Reference Text

Purpose: Detect early signs of potential domestic abuse (fDA) during courtship, assess risk, and decide when to disengage safely.

Legend:

-  = High-risk / immediate red flag → consider exit
 -  = Moderate-risk / monitor pattern
 -  = Low-risk / minor caution
-

1. Personality-Trait Indicators (DSM-5 Cluster B Focus)

PD / Trait	Key Red Flags
Narcissistic (NPD)	Entitlement 🚫, dismissing feelings 🚫, criticizes past partners 🟡
Antisocial (ASPD)	Lies / deceit 🚫, intimidation 🚫, volatile past relationships 🟡
Borderline (BPD)	Rapid attachment / love bombing 🟡, mood swings 🚫, repeated boundary tests 🚫
Dependent / Avoidant	Seeks constant reassurance 🟢, weak boundaries 🟢

2. Behavioral & Relational Early Warning Signs (22 Key Items)

1. Excessive jealousy 🚫
2. Possessiveness / controlling time & social media 🚫
3. Rapid attachment / love bombing 🟡
4. Isolation from friends/family 🚫
5. Frequent criticism disguised as advice 🚫
6. Mood swings 🚫
7. Blame shifting 🚫
8. Boundary testing 🚫
9. Subtle threats 🚫
10. Gaslighting / minimizing feelings 🚫
11. Disproportionate reactions 🟡
12. Control over decisions 🚫
13. Criticism of past partners 🟡
14. Monitoring technology 🟡
15. Over-possessive gift-giving 🟢
16. Public embarrassment 🟡
17. Subtle intimidation 🚫

- 18. Inconsistent affection ●
- 19. Boundary pressure (intimacy/finances) ●
- 20. Minimizing your emotions ●
- 21. Rushing commitment ●
- 22. History of volatile relationships ●

3. Early DA Exit Decision Matrix (Courtship Stage)

Step 1: Observe & Log Behaviors

- Track frequency, intensity, and context over 2–4 weeks.

Step 2: Categorize Behaviors

Type	Observation Example	Risk
Emotional manipulation	Gaslighting, minimizing feelings	●
Control / Possessiveness	Monitoring social life, friends	●
Boundary violation	Pressure for intimacy / finances	●
Volatility	Mood swings, overreactions	●
Charm / Love bombing	Rapid attachment, over-compliments	●
Minor irritations	Quirky habits, occasional criticism	●

Step 3: Count Red Flags

- 0–2 ● → Observe, maintain boundaries
- 3–5 ● or repeated ● → High warning; consider disengagement
- 6+ ● or escalating pattern → Immediate exit

Step 4: Check Pattern Dynamics

- Repeated boundary violations → escalation likely
- Red flags across multiple PD clusters (NPD + ASPD + BPD) → high-risk fDA
- Blame shifting or rationalization → manipulative pattern

Step 5: Apply Exit Action

Risk Level	Recommended Action
Low (0–2 🟡)	Observe, maintain boundaries, proceed cautiously
Moderate (3–5 🟠)	Gradually disengage; reduce energy/time investment
High (6+ 🔴 or escalation)	Delete button immediately ; cease communication
Persistent across PD clusters	Immediate disengagement ; no-contact strategy

Step 6: Self-Check Questions

- Do I feel consistently uncomfortable or anxious?
- Are my boundaries repeatedly violated?
- Are behaviors escalating despite my warnings?
- Would trusted friends/family advise disengagement?

Yes to 2+ → treat as serious fDA risk.

4. Instant Scan Rule – Early DA Detection (Courtship)

If you notice **3+ high-risk behaviors**—such as excessive jealousy, possessiveness, rapid attachment (“love bombing”), boundary violations, subtle threats, gaslighting, mood swings, or intimidation—especially across multiple personality-trait patterns (NPD, ASPD, BPD), or if your boundaries are repeatedly ignored, **treat it as high-risk for future domestic abuse**. Trust your instincts: if you feel discomfort, fear, or pressure, **engage minimally and prepare to disengage immediately**. Repeated moderate-risk behaviors indicate a trend; escalate caution if patterns persist. **No hesitation = delete / no-contact** is safest.

5. Key Principles

- Focus on **patterns**, not isolated incidents.
- Trust your instincts; discomfort = valid signal.
- Early disengagement protects **emotional, psychological, and physical health**.
- Documentation or private reflection helps track trends.
- The **delete button** is proactive risk management, not avoidance.

This text-based guide now acts as a **complete reference toolkit** for early detection, risk assessment, and safe decision-making in courtship situations, all without prying questions.




If you want, I can **make a "Super-Condensed Reference"**, like a 1-screen, scrollable version, where you can literally **scan behaviors, check red flags, and see exit rules in under 20 seconds**—perfect for instant use while dating.

Do you want me to make that?












Here's a **Super-Condensed Courtship DA Quick-Scan Reference**—everything you need in one scrollable "under 20 seconds" text block.

Courtship DA Quick-Scan – Super Condensed




Legend:

-  = High-risk / immediate red flag → consider exit
 -  = Moderate-risk / monitor pattern
 -  = Low-risk / minor caution
-





1. Personality-Trait Red Flags (DSM-5 Cluster B)

- **Narcissistic (NPD):** Entitlement , dismisses feelings , criticizes past partners 
 - **Antisocial (ASPD):** Lies , intimidation , volatile past relationships 
 - **Borderline (BPD):** Rapid attachment / love bombing , mood swings , repeated boundary tests 
 - **Dependent / Avoidant:** Constant reassurance , weak boundaries 
-

2. Behavioral / Relational Quick Red Flags

-  Excessive jealousy, possessiveness, isolation, criticism disguised as advice, boundary violations, subtle threats, gaslighting, inconsistent affection, rushing commitment, intimidation, mood swings, minimizing emotions
 -  Love bombing, public embarrassment, monitoring technology, criticism of past partners, disproportionate reactions, history of volatile relationships
 -  Over-possessive gift-giving
-

3. Quick Decision Rules

- 0-2  → Observe & maintain boundaries
 - 3-5  or repeated  → High warning; consider disengagement
 - 6+  or escalation → **Delete button immediately**; no-contact
 - Red flags across multiple PD clusters → immediate exit
-

4. Instant Self-Check

Ask yourself:

1. Do I feel anxious or uncomfortable consistently?
 2. Are my boundaries ignored repeatedly?
 3. Are behaviors escalating despite warnings?
 4. Would trusted friends/family advise exit?
- **Yes to 2+ → high-risk fDA → disengage immediately**
-

Rule of Thumb:

- Patterns > isolated incidents
 - Trust instincts
 - Early exit protects emotional, psychological, physical safety
 - **Delete button = proactive self-protection, not avoidance**
-

This version is fully **scrollable, scannable, and actionable in seconds**—perfect for quick reference while dating or observing early courtship behaviors.

If you want, I can also create a **“1-Line Ultimate Scan”**—a single sentence you read and immediately know whether to stay, monitor, or exit, for even faster instant judgment.

Do you want me to make that 1-line version?

Here’s the **1-Line Ultimate Scan for Early DA in Courtship**—instant judgment in a single sentence:

1-Line Ultimate Scan:

If you notice **3+ high-risk behaviors**—like jealousy, possessiveness, love bombing, boundary violations, subtle threats, gaslighting, mood swings, or intimidation—**especially across multiple personality-trait patterns**, or your boundaries are repeatedly ignored, **treat it as high-risk for future domestic abuse and disengage immediately**; fewer red flags? Monitor cautiously, but **trust your instincts at all times**.

This sentence lets you **scan and act instantly**, without lists or charts—perfect for real-time decision-making in early courtship.

If you want, I can also make a **tiered “Stay / Monitor / Delete” one-line version** with **color-coded or symbol-coded cues** for even faster recognition.

Do you want me to make that?